



480W Three Phase Industrial DIN RAIL Power Supply

DRT-480-36WE



REF

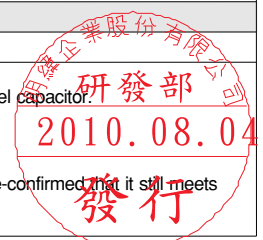
■ Features :

- Three-Phase AC 340 ~ 550V wide range input
- High efficiency 89% and low dissipation
- Protections: Short circuit/Over load/Over voltage/Over temperature
- Cooling by free air convection
- Built-in constant current limiting circuit
- Can be installed on DIN rail TS-35/7.5 or 15
- 100% full load burn-in test
- 3 years warranty



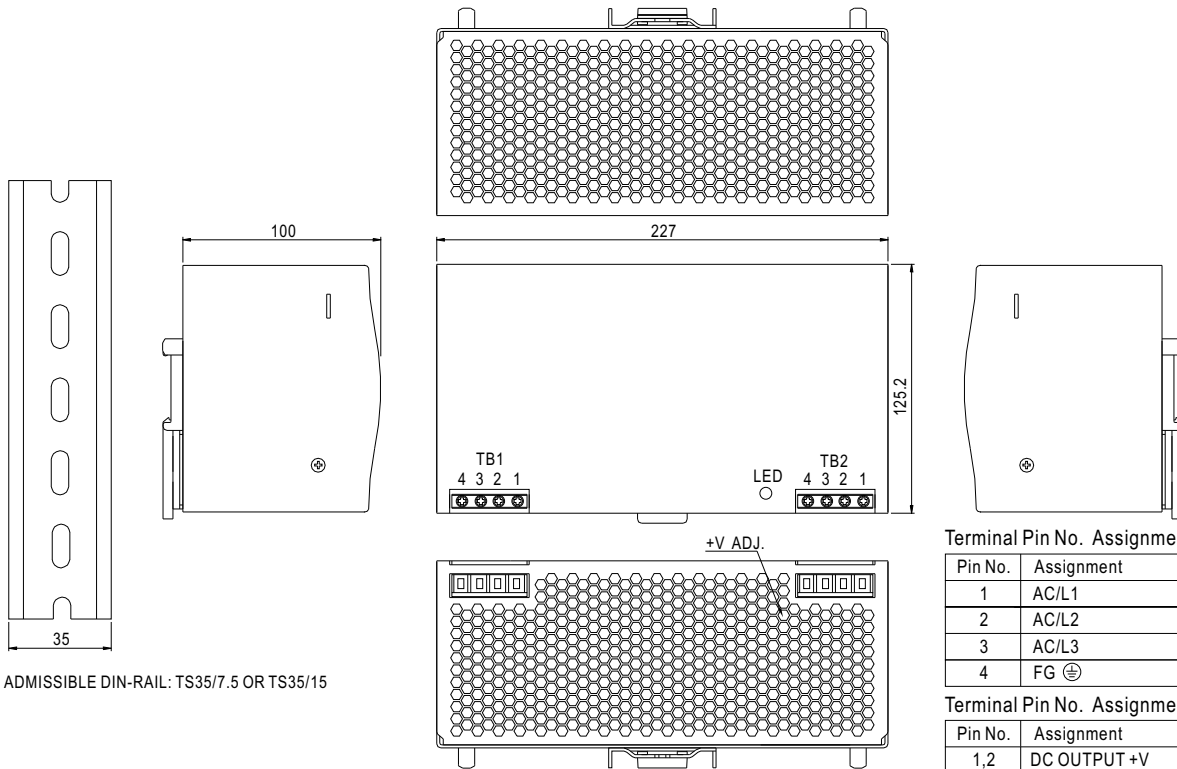
SPECIFICATION

MODEL		DRT-480-36WE
OUTPUT	DC VOLTAGE	36V
	RATED CURRENT	13A
	CURRENT RANGE	0 ~ 13A
	RATED POWER	468W
	RIPPLE & NOISE (max.) Note.2	80mVp-p
	VOLTAGE ADJ. RANGE	36 ~ 39V
	VOLTAGE TOLERANCE Note.3	±1.0%
	LINE REGULATION	±0.5%
	LOAD REGULATION	±0.5%
	SETUP, RISE TIME	1200ms, 40ms/400VAC 800ms, 40ms/500VAC at full load
HOLD TIME (Typ.)	16ms/400VAC 35ms/500VAC at full load	
INPUT	VOLTAGE RANGE	Three-Phase 340 ~ 550VAC 480 ~ 780VDC
	FREQUENCY RANGE	47 ~ 63Hz
	EFFICIENCY (Typ.)	89%
	AC CURRENT (Typ.)	1.7A/400VAC 1.3A/500VAC
	INRUSH CURRENT (Typ.)	COLD START 50A
	LEAKAGE CURRENT	<3.5mA / 530VAC
PROTECTION	OVER LOAD	105 ~ 150% rated output power Protection type : Constant current limiting, recovers automatically after fault condition is removed
	OVER VOLTAGE	41 ~ 49V Protection type : Shut down o/p voltage, re-power on to recover
	OVER TEMPERATURE	110°C ±5°C (TSW) Detect on heatsink of power switch Protection type : Shut down o/p voltage, recovers automatically after temperature goes down
ENVIRONMENT	WORKING TEMP.	-20 ~ +70°C (Refer to output load derating curve)
	WORKING HUMIDITY	20 ~ 90% RH non-condensing
	STORAGE TEMP., HUMIDITY	-40 ~ +85°C, 10 ~ 95% RH
	TEMP. COEFFICIENT	±0.03%/°C (0 ~ 50°C)
	VIBRATION	Component: 10 ~ 500Hz, 2G 10min./1cycle, 60min. each along X, Y, Z axes; Mounting: Compliance to IEC60068-2-6
SAFETY & EMC (Note 6)	SAFETY STANDARDS	UL508 Approved
	WITHSTAND VOLTAGE	I/P-O/P: 3KVAC I/P-FG: 1.5KVAC O/P-FG: 0.5KVAC
	ISOLATION RESISTANCE	I/P-O/P, I/P-FG, O/P-FG: 100M Ohms / 500VDC / 25°C / 70% RH
	EMI CONDUCTION & RADIATION	Compliance to EN55011 (CISPR11), EN55022 (CISPR22), EN61204-3 Class B
	HARMONIC CURRENT	Compliance to EN61000-3-2, -3
	EMS IMMUNITY	Compliance to EN61000-4-2, 3, 4, 5, 6, 8, 11, ENV50204, EN61204-3, EN61000-6-2 (EN50082-2) Heavy industry level, criteria A
OTHERS	MTBF	91.1Khrs min. MIL-HDBK-217F (25°C)
	DIMENSION	227*125.2*100mm (W*H*D)
	PACKING	2.5Kg; 6pcs/16Kg/1.75CUFT
NOTE	<p>1. All parameters NOT specially mentioned are measured at 400VAC input, rated load and 25°C of ambient temperature.</p> <p>2. Ripple & noise are measured at 20MHz of bandwidth by using a 12" twisted pair-wire terminated with a 0.1uF & 47uF parallel capacitor.</p> <p>3. Tolerance : includes set up tolerance, line regulation and load regulation.</p> <p>4. Mean Well reserves the right to adjust this spec when deemed appropriate.</p> <p>5. Dual phase operation: derating of 20% is required.</p> <p>6. The power supply is considered a component which will be installed into a final equipment. The final equipment must be re-confirmed that it still meets EMC directives.</p>	



Mechanical Specification

Case No.930A Unit:mm



ADMISSIBLE DIN-RAIL: TS35/7.5 OR TS35/15

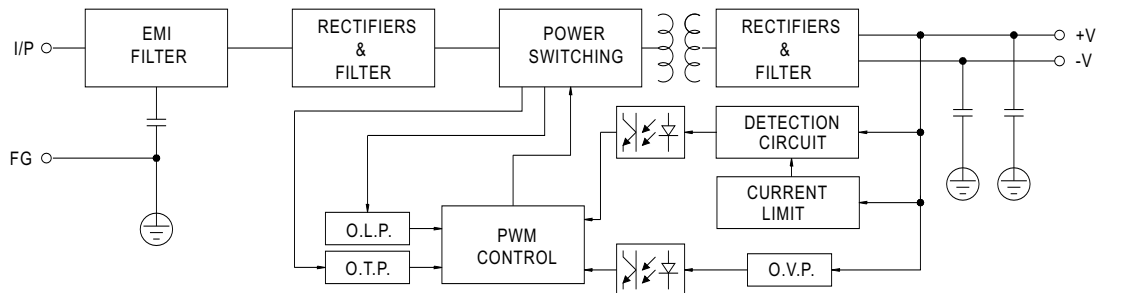
Terminal Pin No. Assignment (TB1)

Pin No.	Assignment
1	AC/L1
2	AC/L2
3	AC/L3
4	FG ⊕

Terminal Pin No. Assignment (TB2)

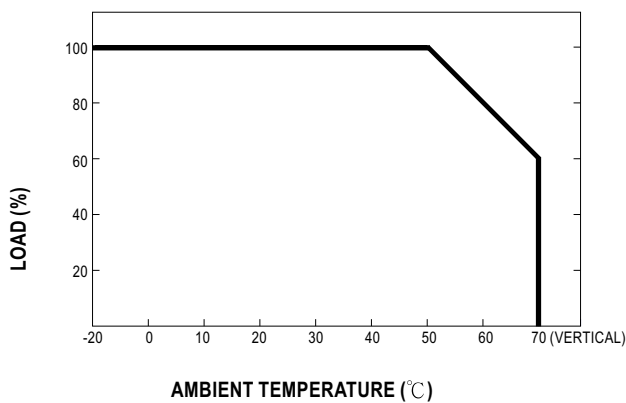
Pin No.	Assignment
1,2	DC OUTPUT +V
3,4	DC OUTPUT -V

Block Diagram

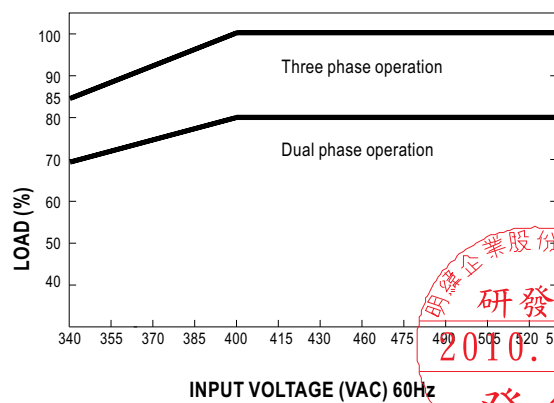


fosc : 70KHz

Derating Curve



Static Characteristics



明緯企業股份有限公司
研發部
2010.08.04
發行